

# NSLP/SBP Helper Sheets

## SY 2024-2025



## CHILD NUTRITION

SCHOOL BREAKFAST PROGRAM  
NATIONAL SCHOOL LUNCH PROGRAM



TEXAS DEPARTMENT OF AGRICULTURE  
**COMMISSIONER SID MILLER**

Fraud Hotline: 1-866-5-FRAUD-4 or 1-866-537-2834 | P.O. Box 12847 | Austin, TX 78711  
Toll Free: (877) TEX-MEAL | For the hearing impaired: (800) 735-2989 (TTY)



Food and Nutrition Division  
National School Lunch Program

This product was funded by USDA.  
This institution is an equal opportunity provider.



Updated 7/24/2024  
[www.SquareMeals.org](http://www.SquareMeals.org)

This page  
intentionally left  
blank

# SY 2024-2025 Updates

## Final Rule for School Meal Standards

On April 25, 2024, USDA's Food and Nutrition Service (FNS) published the final rule titled, Child Nutrition Programs: Meal Patterns Consistent With the 2020-2025 Dietary Guidelines for Americans, which is the next step in continuing the science-based improvement of school meals and other USDA Child Nutrition Programs (CNP), as well as advancing USDA's commitment to nutrition security.

While this rulemaking is effective July 1, 2024, USDA is gradually phasing in required changes over time. Program operators are not **required** to make any changes to their menus as a result of this rulemaking until school year 2025-26 at the earliest.

Visit [USDA](#) for more information on the final rule and a full description of all provision



## Transitional Standards for Milk, Whole Grains, and Sodium Final Rule

This rule establishes standards for milk, whole grains, and sodium for school years 2022-2023 and 2023-2024 to give schools time to transition in the short term. Meanwhile, USDA is working to develop long-term nutrition standards - based on the newest DGA and extensive input from a wide range of partners - that will work for schools, families, and industry alike.

Through school year 2026-27 (until June 30, 2027), schools will maintain current sodium limits (Sodium Target 1A for lunch and Sodium Target 1 for breakfast).

Sodium Limits in Effect Through SY 2026-2027  
Breakfast

Grade Group	Target
K-5	≤ 540 mg
K-8	≤ 540 mg
6-8	≤ 600 mg
9-12	≤ 640 mg
K-12	≤ 540 mg

Sodium Limits in Effect Through SY 2026-2027  
Lunch

Grade Group	Target
K-5	≤ 1110mg
K-8	≤ 1110mg
6-8	≤ 1225mg
9-12	≤ 1280mg

Child Nutrition Program Acronyms	Term
ARM	Administrative Reference Manual
CE	Contracting Entity
CN	Child Nutrition
CNP	Child Nutrition Program
DGA	Dietary Guidelines for Americans
EG	Enriched Grain
eq	equivalent
ESC	Education Service Center
F	Fruit
FBG	Food Buying Guide
FBMP	Food Based Menu Planning
FDP	Food Distribution Program
g	gram
HHFKA	Healthy Hunger-Free Kids Act
IOM	Institute of Medicine
M/MA	Meat/Meat Alternate
NSLP	National School Lunch Program
OVS	Offer versus Serve
oz	ounce
POS	Point of Service
RCCI	Residential Child Care Institute
RDA	Recommended Dietary Allowance
SA	State Agency
SBP	School Breakfast Program
SY	School Year
TDA	Texas Department of Agriculture
USDA	United States Department of Agriculture
VA	Vegetable Additional
VDG	Vegetable Dark Green
V	Vegetable
VL	Vegetable Legumes
VO	Vegetable Other
VR	Vegetable Red
VS	Vegetable Starchy
WGR	Whole Grain Rich

# Basics at a Glance

## Recipe Abbreviations

approx.	= approximate
tsp or t	= teaspoon
Tbsp or T	= tablespoon
c	= cup
pt	= pint
qt	= quart
gal	= gallon
wt	= weight
oz	= ounce
lb or #	= pound (e.g., 3#)
g	= gram
kg	= kilogram
vol	= volume
mL	= milliliter
L	= liter
fl oz	= fluid ounce
No. or #	= number (e.g., #3)
in. or "	= inches (e.g., 12")
°F	= degree Fahrenheit
°C	= degree Celsius or centigrade

## Volume Equivalents for Liquids



60 drops	= 1 tsp	
1 Tbsp	= 3 tsp	= 0.5 fl oz
1/8 cup	= 2 Tbsp	= 1 fl oz
1/4 cup	= 4 Tbsp	= 2 fl oz
1/3 cup	= 5 Tbsp + 1 tsp	= 2.65 fl oz
3/8 cup	= 6 Tbsp	= 3 fl oz
1/2 cup	= 8 Tbsp	= 4 fl oz
5/8 cup	= 10 Tbsp	= 5 fl oz
2/3 cup	= 10 Tbsp + 2 tsp	= 5.3 fl oz
3/4 cup	= 12 Tbsp	= 6 fl oz
7/8 cup	= 14 Tbsp	= 7 fl oz
1 cup	= 16 Tbsp	= 8 fl oz
1/2 pint	= 1 cup	= 8 fl oz
1 pint	= 2 cups	= 16 fl oz
1 quart	= 2 pt	= 32 fl oz
1 gallon	= 4 qt	= 128 fl oz

## Equivalent Weights



16 oz	= 1 lb	= 1.000 lb
12 oz	= 3/4 lb	= 0.750 lb
8 oz	= 1/2 lb	= 0.500 lb
4 oz	= 1/4 lb	= 0.250 lb
1 oz	= 1/16 lb	= 0.063 lb



## Scoops (Dishers)



Size/No. <sup>1</sup>	Level Measure	Color Code <sup>2</sup>
6	2/3 cup	
8	1/2 cup	
10	3/8 cup	
12	1/3 cup	
16	1/4 cup	
20	3-1/3 Tbsp	
24	2-2/3 Tbsp	
30	2 Tbsp	
40	1-2/3 Tbsp	
50	3-3/4 tsp	
60	3-1/4 tsp	
70	2-3/4 tsp	
100	2 tsp	

<sup>1</sup> Scoops are left or right hand or squeeze-type that can be used for both hands. Number on the scoop indicates how many level scoopsfuls make one quart. For example, eight No. 8 scoops = 1 quart.



<sup>2</sup> Use colored dots matching the brand-specific color coding of scoop sizes.

## Ladles Portion Servers



Ladle fl oz	Approx. Measure	Portion Server fl oz
1 oz	1/8 cup	1 oz
2 oz	1/4 cup	2 oz
3 oz	3/8 cup	3 oz
4 oz	1/2 cup	4 oz
6 oz	3/4 cup	6 oz
8 oz	1 cup	8 oz
12 oz	1-1/2 cups	—

Ladles and portion servers (measuring-serving spoons that are volume-standardized) are labeled "oz." "Fl oz" would be more accurate since they measure volume, not weight.

Use ladles for serving soups, stews, creamed dishes, sauces, gravies, and other liquid products.

Use portion servers (solid or perforated) for portioning solids and semi-solids such as fruits and vegetables, and condiments.

## Cooking or Serving Spoons

Solid Spoons



Perforated Spoons



Slotted Spoons






Spoons vary in length (11", 13", 15", 18", 21") for ease of use in cooking or serving. Spoons can have plastic handles that are heat-resistant. Level scoops, ladles, and portion servers provide more accurate portion control than serving spoons that are not volume-standardized measure.

## Specialty Spoons

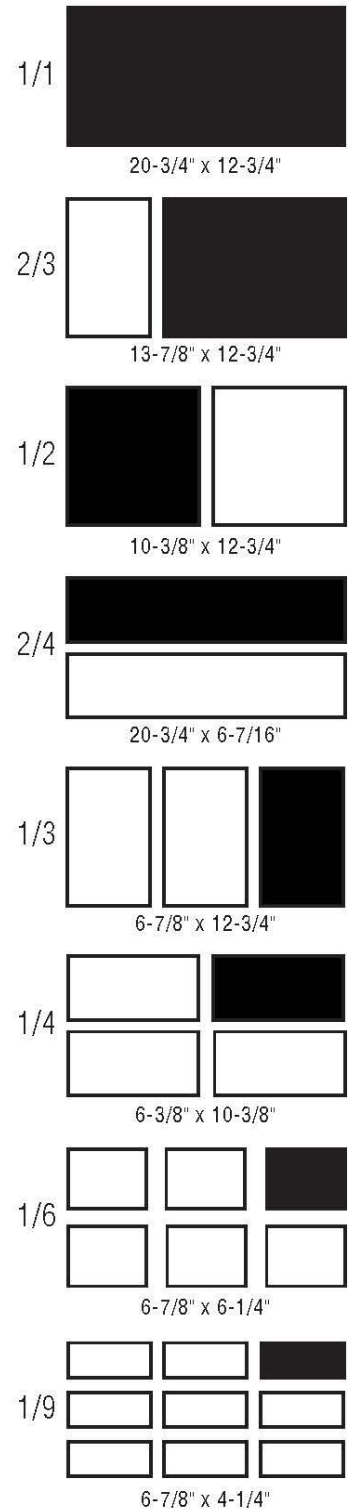


A thumb notch on a server or spoon handle prevents the spoon from slipping into the pan and prevents hands from sliding into the food. Triple-edge (solid or perforated) spoons have a flat edge that increases the area where the spoon touches the bottom of the pan when stirring.

## Steamtable Pan Capacity

Pan Size	Approx. Capacity	Serving Size	Ladle (fl oz)	Scoop #	Approx. # Servings
12" x 20" x 2-1/2" 	2 gal	1/2 cup	4 oz	8	64
		3/8 cup	3 oz	10	80
		1/3 cup	2.65 oz	12	96
		1/4 cup	2 oz	16	128
12" x 20" x 4" 	3-1/2 gal	1/2 cup	4 oz	8	112
		3/8 cup	3 oz	10	135
		1/3 cup	2.65 oz	12	168
		1/4 cup	2 oz	16	224
12" x 20" x 6" 	5 gal	1/2 cup	4 oz	8	160
		3/8 cup	3 oz	10	200
		1/3 cup	2.65 oz	12	240
		1/4 cup	2 oz	16	320

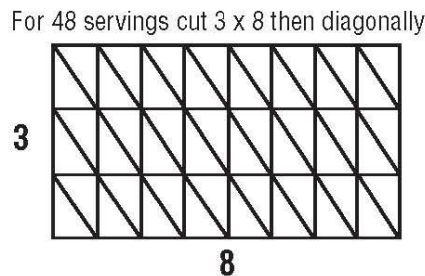
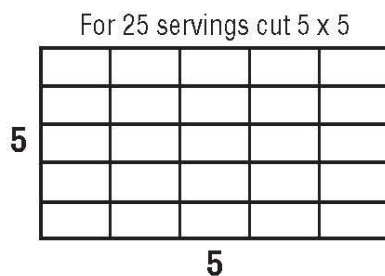
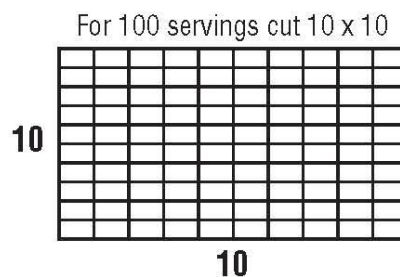

## Other Pan Sizes



## Approximate Dimensions of Serving Sizes from Different Pan Sizes

Pan	Approx. Size	No. and Approx. Size Servings per Pan		
		25	50	100
Baking or steamtable	12" x 20" x 2-1/2"	2" x 3-3/4"	2" x 2"	-----
Sheet or bun	18" x 26" x 1"	3-1/4" x 5"	3-1/4" x 2-1/2"	1-3/4" x 2-1/2"

## Cutting Diagrams for Portioning



Steamtable or counter pans are available in various sizes. Smaller size pans may require the use of an adapter bar.



## Fraction to Decimal Equivalents



1/8	= 0.125
1/4	= 0.250
1/3	= 0.333
3/8	= 0.375
1/2	= 0.500
5/8	= 0.625
2/3	= 0.666
3/4	= 0.750
7/8	= 0.875

## Metric Equivalents by Weight



Customary Unit (avoirdupois)	Metric Unit
<b>Ounces (oz)</b>	<b>Grams (g)</b>
1 oz	= 28.35 g
4 oz	= 113.4 g
8 oz	= 226.8 g
16 oz	= 453.6 g
<b>Pounds (lb)</b>	<b>Grams (g)</b>
1 lb	= 453.6 g
2 lb	= 907.2 g
<b>Pounds (lb)</b>	<b>Kilograms (kg)</b>
2.2 lb	= 1 kg (1000 g)



## Metric Equivalents by Volume



Customary Unit (fl oz)	Metric Unit
1 cup (8 fl oz)	= 236.59 mL
1 quart (32 fl oz)	= 946.36 mL
1.5 quarts (48 fl oz)	= 1.42 L
33.818 fl oz	= 1.0 L



# Helpful Formulas

## Menu Planning Options for Whole-Grain Rich Requirement

1. Plan menu so enriched grains are served only on one day

Monday	Tuesday	Wednesday	Thursday	Friday
WGR 2 oz. eq.	WGR 2 oz. eq.	WGR 2 oz. eq.	WGR 2 oz. eq.	Enriched 2 oz. eq.

$$\frac{8 \text{ oz. eq. WGR}}{10 \text{ oz. eq. Total Grains}} = 80\%$$

2. Incorporate small amounts of enriched grains throughout the week

Monday	Tuesday	Wednesday	Thursday	Friday
WGR 1 oz. eq. + Enriched 0.5 oz. eq.	WGR 1 oz. eq. + Enriched 0.5 oz. eq.	WGR 2 oz. eq.	WGR 1 oz. eq. + Enriched 0.5 oz. eq.	WGR 2 oz. eq.

$$\frac{7 \text{ oz. eq. WGR}}{8.5 \text{ oz. eq. Total Grains}} = 82\%$$

# Helpful Formulas

## When planning how much to prepare or purchase:

$$\frac{\text{\# of Servings Needed}}{\text{Helper Sheets Factor}} = \text{Amount of Purchased Units Needed}$$

**\*Example:** 450 Servings of Applesauce, #10 can

$$\frac{450 - \frac{1}{2} \text{ c servings}}{23.8 - \frac{1}{2} \text{ c servings} / \#10 \text{ can (Helper Sheets Factor)}} = 18.9 \#10 \text{ cans needed (if a decimal, round up)} = 19 \#10 \text{ cans needed}$$

## When identifying how many servings you have on hand and check your math:

$$\text{\# of Purchased Units On Hand} \times \text{Helper Sheets Factor} = \text{\# of Servings On Hand}$$

**\*Example:** Applesauce, #10 Can

$$20 \#10 \text{ cans of Applesauce} \times 23.8 - \frac{1}{2} \text{ c servings} / \#10 \text{ can (Helper Sheets Factor)} = 476 - \frac{1}{2} \text{ c servings (always round down, if a decimal)}$$

# SY 2024-2025 Meal Pattern Chart

## National School Breakfast Program

Minimum Amount of Each Food Component Per Week (Minimum Offering Per Day)

Pre-Kindergarten (Pre-K) Daily		
Meal Pattern Components	Age 1-2	Age 3-5
<b>Milk</b> , Unflavored: Age 1, Whole Age 2-5, low-fat or fat-free	½ Cup	¾ Cup
<b>Fruits and Vegetables</b>	¼ Cup	½ Cup
<b>1,2Grains:</b> Whole Grain-Rich or Enriched		
Bread Product: (e.g., biscuit, roll, muffin)	0.5 oz eq	
Cooked: Cereal, Cereal Grain, Pasta	0.5 oz eq	
<b>3Ready-to-Eat Breakfast Cereal, Dry or Cold:</b> Flakes or Rounds Puffed Cereal Granola	½ Cup ¾ Cup ⅛ Cup	

School Age Daily and Weekly					
Meal Pattern Components	Grades K-5	Grades K-8	Grades 6-8	Grades 9-12	Grades K-12
<b>4Milk</b> Unflavored/flavored 1% low fat or fat free	5 (1) cups	5 (1) cups	5 (1) cups	5 (1) cups	5 (1) cups
<b>Fruits and 5Vegetables</b>	5 (1) cups	5 (1) cups	5 (1) cups	5 (1) cups	5 (1) cups
<b>6Grains+</b> 80 % WG-Rich	7 – 10 (1 oz eq)	8 – 10 (1 oz eq)	8 – 10 (1 oz eq)	9 – 10 (1 oz eq)	9 – 10 (1 oz eq)
<b>Nutrient Specifications: Daily Amount Based on Average 5- Day Week</b>					
<b>Min.–Max. Calories</b> (kcal)	350–500	400-500	400–550	450–600	450–500
<b>Saturated Fat</b> % of total calories	< 10	< 10	< 10	< 10	< 10
<b>Sodium Target</b> (mg)	≤ 540	≤ 540	≤ 600	≤ 640	≤ 540
<b>Trans Fat</b>	Product nutrition label/manufacturer specification must indicate 0 grams of <u>trans</u> fat per serving.				

<sup>1</sup>CACFP: grain-based desserts are not creditable toward the grains component

<sup>2</sup>CACFP: one whole-grain rich food item must be served each day across all meals

<sup>3</sup>CACFP: breakfast cereals and yogurt must meet sugar standard - [TDA CACFP sugar limit calculator](#)

<sup>4</sup>One choice of milk must be unflavored at each meal service.

<sup>5</sup>Through SY 2024-25, CEs may substitute any vegetable from any subgroup in place of a fruit.

<sup>6</sup>At least 80% of weekly grains offered must be whole grain rich.

+ A Meat/Meat Alternate may be offered as a substitute for grain.

For detailed guidance on regulatory requirements see TDA's Administrative Reference Manual Sections 7, 8, and 9.

# SY 2024-2025 Meal Pattern Chart

## National School Lunch Program

Minimum Amount of Each Food Component Per Week (Minimum Offering Per Day)

Pre-Kindergarten (Pre-K) Daily		
Meal Pattern Components	Age 1-2	Age 3-5
<b>Milk:</b> Unflavored Age 1, whole milk Age 2-5, 1 percent low fat or fat free unflavored	½ cup	¾ cup
<b>Fruits</b>	½ cup	¼ cup
<b>Vegetables</b>	½ cup	¼ cup
<sup>1,2</sup> <b>Grains:</b> Whole Grain-Rich or Enriched		
Bread product {e.g., biscuit, roll, or muffin)	0.5 oz eq	0.5 oz eq
Pasta	0.5 oz eq	
<b>Meat/Meat Alternates</b>		
Lean meat, poultry, or fish	1 oz	1.5 oz
Tofu, soy product, or alternate protein products	1.0 oz	1.5 oz
Cheese	1 oz	1.5 oz
Large egg	½ egg	¾ egg
Cooked dry beans or peas	0.5 oz eq	0.75 oz eq
Peanut butter, soy nut butter, or other nut or seed butter	2 Tbsp	3 Tbsp
<sup>3</sup> Yogurt, plain or flavored, unsweetened or sweetened	4 oz	6 oz
Peanuts, soy nuts, tree nuts, or seeds	0.5 oz	0.75 oz

School Age Daily and Weekly				
Meal Pattern Components	Grades K-5	Grades 6-8	Grades K-8	Grades 9-12
<sup>4</sup> <b>Milk</b> Unflavored or flavored 1% low fat or fat free	5 (1) cups	5 (1) cups	5 (1) cups	5 (1) cups
<b>Fruits</b>	2½ (½) cups	2½ (½) cups	2½ (½) cups	5 (1) cups
<b>Vegetables</b>	3¾ (¾) cups	3¾ (¾) cups	3¾ (¾) cups	5 (1) cups
Dark Greens	½ cup	½ cup	½ cup	½ cup
Red/Orange	¾ cup	¾ cup	¾ cup	1¼ cups
Beans/Peas {Legumes}	½ cup	½ cup	½ cup	½ cup
Starchy	½ cup	½ cup	½ cup	½ cup
Other	½ cup	½ cup	½ cup	¾ cup
Additional Vegetable	1 cup	1 cup	1 cup	1½ cups
<sup>5</sup> <b>Grains</b> 80 % Whole Grain-Rich	8 – 9 (1 oz eq)	8 – 10 (1 oz eq)	8 – 9 (1 oz eq)	10 – 12 (2 oz eq)
<b>Meat/Meat Alternates</b>	8 – 10 (1 oz eq)	9 – 10 (1 oz eq)	9 – 10 (1 oz eq)	10 – 12 (2 oz eq)
<b>Nutrient Specifications: Daily Amount Based on Average 5-Day Week</b>				
Min.-Max. Calories{kcal)	550-650	600-700	600-650	750-850
<b>Saturated Fat</b> % of total calories	< 10	< 10	< 10	< 10
<b>Sodium Target</b> {mg)	≤ 1,110	≤ 1,225	≤ 1,110	≤ 1,280
<b>Trans Fat</b>	Product nutrition label/manufacture specification must indicate 0 grams of <u>trans</u> fat per serving.			

<sup>1</sup>CACFP: grain-based desserts are not creditable toward the grains component

<sup>2</sup>CACFP: one whole-grain rich food item must be served each day across all meals

<sup>3</sup>CACFP: breakfast cereals and yogurt must meet sugar standard - TDA CACFP sugar limit calculator

<sup>4</sup>One choice of milk must be unflavored at each meal service

<sup>5</sup>At least 80% of weekly grains offered must be whole grain rich with the remaining enriched

For detailed guidance on regulatory requirements see TDA's Administrative Reference Manual Sections 7, 8, and 9.



# Meal Components

## Meat/Meat Alternate

### USDA Food Buying Guide

MEAT/MEAT ALTERNATE ITEM	PURCHASE UNIT	SERVINGS PER PURCHASE UNIT		
		1 oz	1.5 oz	2 oz
Beans, Black, Dry, Canned, Heated, Drained	#10 Can	37	24.7	18.5
Beans, Black, Dry, Whole, Cooked	Pound	18.3	12.2	9.2
Beans, Black-Eyed, Dry, Canned, Heated, Drained	#10 Can	37.7	25.1	18.9
Beans, Black-Eyed, Dry, Whole, Cooked	Pound	28.3	18.9	14.2
Beans, Garbanzo, Dry, Canned, Heated, Drained	#10 Can	42	28	21
Beans, Garbanzo, Dry, Whole, Cooked	Pound	24.6	16.4	12.3
Beans, Great Northern, Dry, Canned, Heated, Drained	#10 Can	32.4	21.6	16.2
Beans, Great Northern, Dry, Whole, Cooked	Pound	25.5	17	12.7
Beans, Kidney, Dry, Canned, Heated, Drained	#10 Can	38.9	25.9	19.4
Beans, Kidney, Dry, Whole, Cooked	Pound	24.8	16.5	12.4
Beans, Pinto, Canned, Heated, Drained	#10 Can	37.2	24.8	18.6
Beans, Pinto, Dry, Cooked, Drained	Pound	21	14	10.5
Beans, Refried, Canned, Heated	#10 Can	49.6	33	24.8
Beans, Refried, Dehydrated, Cooked	Pound	20.5	13.6	10.2
Beef, Ground, Fresh or Frozen, 10% Fat, Cooked	Pound	12.1	8	6
Beef, Ground, Fresh or Frozen, 15% Fat, Cooked	Pound	12	8	6
Beef, Ground, Fresh or Frozen, 20% Fat, Cooked	Pound	11.8	7.8	5.9
Beef Stew Meat, Fresh or Frozen, Cooked	Pound	9.8	6.5	4.9
Cheese, American, Mozzarella, Cheddar	Pound	16	10.6	8
Cheese, Cottage or Ricotta (2 oz serving 1/4 c = 1 oz MMA)	Pound	8	5.3	4
Chicken, 8 piece, Frozen, Heated 1 breast piece, OR 1 drumstick & 1 wing, OR 1 thigh w/ back = 2 oz MMA	40 lb box			83
Chicken, Diced or Pulled, Cooked, Frozen	Pound	16	10.6	8
Eggs, Frozen, Whole Eggs, Pasteurized	Pound	18	12	9
Eggs, in Shell, Fresh, Large, Whole	Dozen	24	16	12
Peanut /Almond /Sunflower Butter (including Reduced Fat) (2 Tbsp = 1 oz MMA)	#10 Can	#30 SC 97.5	#20 SC 65	#16 SC 48.7

# Meal Components

## Meat/Meat Alternate

### USDA Food Buying Guide

MEAT/MEAT ALTERNATE ITEM	PURCHASE UNIT	SERVINGS PER PURCHASE UNIT		
		1 oz	1.5 oz	2 oz
Pork, Mild Cured, Ready to Cook, Chilled or Frozen, Ham w/o bone (1.2 oz Ham w/Water Added = 1 oz MMA) (1.8 oz Ham w/Water Added = 1.5 oz MMA) (2.44 oz Ham w/Water Added = 2 oz MMA)	Pound	10	6.6	5
Tuna, Water Packed, Canned, Chunk Style, Drained	12 oz. can	10.5	7	5.2
Tuna, Water Packed, Canned, Chunk Style, Drained	66 1/2 oz. can	51.2	34.1	25.6
Turkey, Boneless, Fresh or Frozen w/Skin	Pound	11.2	7.4	5.6
Turkey, Cooked, Frozen, Diced or Pulled, w/o Skin	Pound	16	10.6	8
Turkey Ham, Fully Cooked, Chilled or Frozen (1.4 oz = 1 oz MMA) (2.1 oz = 1.5 oz MMA) (2.8 oz = 2 oz MMA)	Pound	11.2	7.4	5.6
Turkey Ham, Fully Cooked, Chilled or Frozen (15% added ingredients) (1.7 oz = 1 oz MMA) (2.6 oz = 1.5 oz MMA) (3.4 oz = 2 oz MMA)	Pound	9.41	6.2	4.7
Turkey Roast, Frozen, w/o Bone, USDA Foods Only (w/o Skin)	Pound	10.5	7	5.2
Turkey, Whole, Fresh or Frozen, (w/o Neck & Giblets) (w/o Skin)	Pound	7.5	5	3.7
Turkey, Whole, Fresh or Frozen, (w/Neck & Giblets) (w/Skin)	Pound	7.6	5.1	3.8
Yogurt, Fresh or Soy, Plain or Flavored, Sweetened or Unsweetened, Commercially Prepared (1/2 cup or 4 oz = 1oz MMA) (3/4 cup or 6 oz = 1.5 oz MMA)	32 oz Container	8	5.3	4

# Meal Components

## Grains

### USDA Food Buying Guide

GRAINS	PURCHASE UNIT	SERVINGS PER PURCHASE UNIT	
		1/4 CUP	1/2 CUP
Cereal Grain, Oats Rolled, Quick, Dry, Cooked	Pound	47.6	23.8
Cereal Grain, Oats Rolled, Regular, Dry, Cooked	Pound	45.4	22.7
Corn Chips	Pound	10	20
Pasta, Bowties, Whole Wheat, Regular, Dry, Cooked	Pound	28.5	14.25
Pasta, Elbow Macaroni, Whole Wheat, Regular, Dry, Cooked	Pound	32.5	16.2
Pasta, Penne, Whole Wheat, Dry, Cooked	Pound	34.5	17.2
Pasta, Shells, Whole Wheat, Dry, Cooked	Pound	30.5	15.25
Pasta, Spaghetti, Whole Wheat, Regular, Dry, Cooked	Pound	34	17
Rice, Brown, Instant, Dry, Cooked	Pound	28.8	14.4
Rice, Brown, Long Grain, Dry, Cooked	Pound	17.5	8.75
Rice, Brown, Long Grain, Dry, Parboiled, Cooked	Pound	31	15.5
Wild Rice, Dry, Cooked	Pound	34.8	17.4

# Grains – Exhibit A

## Exhibit A: Grain Requirements For Child Nutrition Programs<sup>1,2</sup>

Color Key: Footnote 5 = Blue, Footnote 3 or 4 = Red

Food Products per Group	Ounce Equivalent (oz eq)	Minimum Serving Size
<b>Group A</b>	<b>Ounce Equivalent (oz eq) for Group A</b>	<b>Minimum Serving Size for Group A</b>
Bread type coating Bread sticks (hard) Chow Mein noodles Savory Crackers (saltines and snack crackers) Croutons Pretzels (hard) Stuffing (dry) <i>Note: weights apply to bread in stuffing</i>	1 oz eq = 22 gm or 0.8 oz 3/4 oz eq = 17 gm or 0.6 oz 1/2 oz eq = 11 gm or 0.4 oz 1/4 oz eq = 6 gm or 0.2 oz	1 serving = 20 gm or 0.7 oz 3/4 serving = 15 gm or 0.5 oz 1/2 serving = 10 gm or 0.4 oz 1/4 serving = 5 gm or 0.2 oz
<b>Group B</b>	<b>Ounce Equivalent (oz eq) for Group B</b>	<b>Minimum Serving Size for Group B</b>
Bagels Batter type coating Biscuits Breads - all (for example sliced, French, Italian) Buns (hamburger and hot dog) Sweet Crackers <sup>5</sup> (graham crackers - all shapes, animal crackers) Egg roll skins English muffins Pita bread Pizza crust Pretzels (soft) Rolls Tortillas Tortilla chips Taco shells	1 oz eq = 28 gm or 1.0 oz 3/4 oz eq = 21 gm or 0.75 oz 1/2 oz eq = 14 gm or 0.5 oz 1/4 oz eq = 7 gm or 0.25	1 serving = 25 gm or 0.9 oz 3/4 serving = 19 gm or 0.7 oz 1/2 serving = 13 gm or 0.5 oz 1/4 serving = 6 gm or 0.2 oz

1. In the NSLP and SBP (grades K-12), at least eighty percent of the weekly grains offered must meet the whole grain-rich criteria and the remaining grain items offered must be made from whole-grain flour, whole-grain meal, corn masa, masa harina, hominy, enriched flour, enriched meal, bran, germ, or be an enriched product, such as enriched bread, or a fortified cereal. Please note: State agencies have the discretion to set stricter requirements than the minimum nutrition standards for school meals. For additional guidance, please contact your State agency. For all other Child Nutrition Programs, grains must be made from whole-grain flour, whole-grain meal, corn masa, masa harina, hominy, enriched flour, enriched meal, bran, germ, or be an enriched product, such as enriched bread, or a fortified cereal. Under the CACFP child and adult meal patterns, and in the NSLP/SBP preschool meals, at least one grains serving per day must meet whole grain-rich criteria.
2. For the NSLP and SBP (grades K-12), grain quantities are determined using ounce equivalents (oz eq). All other Child Nutrition Programs determine grain quantities using grains/breads servings. Beginning Oct. 1, 2021, grain quantities in the CACFP and NSLP/SBP infant and preschool meals will be determined using oz eq. Some of the following grains may contain more sugar, salt, and/or fat than others. This should be a consideration when deciding how often to serve them.
5. Allowed in NSLP (up to 2.0 oz eq grain-based dessert per week in grades K-12) as specified in §210.10. May count toward the grains component in the SBP (grades K-12), CACFP, NSLP/SBP infant and preschool meals, and SFSP.



# Grains – Exhibit A

## Exhibit A: Grain Requirements For Child Nutrition Programs<sup>1,2</sup>

Color Key: Footnote 5 = Blue, Footnote 3 or 4 = Red

Food Products per Group	Ounce Equivalent (oz eq)	Minimum Serving Size
<b>Group C</b>	<b>Ounce Equivalent (oz eq) for Group C</b>	<b>Minimum Serving Size for Group C</b>
Cookies <sup>3</sup> (plain - includes vanilla wafers) Cornbread Corn muffins Croissants Pancakes Pie crust (dessert pies <sup>3</sup> , cobbler <sup>3</sup> , fruit turnovers <sup>4</sup> , and meats/meat alternate pies) Waffles	1 oz eq = 34 gm or 1.2 oz 3/4 oz eq = 26 gm or 0.9 oz 1/2 oz eq = 17 gm or 0.6 oz 1/4 oz eq = 9 gm or 0.3 oz	1 serving = 31 gm or 1.1 oz 3/4 serving = 23 gm or 0.8 oz 1/2 serving = 16 gm or 0.6 oz 1/4 serving = 8 gm or 0.3 oz
<b>Group D</b>	<b>Ounce Equivalent (oz eq) for Group D</b>	<b>Minimum Serving Size for Group D</b>
Doughnuts <sup>4</sup> (cake and yeast raised, unfrosted) Cereal bars, breakfast bars, granola bars <sup>4</sup> (plain) Muffins (all, except corn) Sweet roll <sup>4</sup> (unfrosted) Toaster pastry <sup>4</sup> (unfrosted)	1 oz eq = 55 gm or 2.0 oz 3/4 oz eq = 42 gm or 1.5 oz 1/2 oz eq = 28 gm or 1.0 oz 1/4 oz eq = 14 gm or 0.5 oz	1 serving = 50 gm or 1.8 oz 3/4 serving = 38 gm or 1.3 oz 1/2 serving = 25 gm or 0.9 oz 1/4 serving = 13 gm or 0.5 oz
<b>Group E</b>	<b>Ounce Equivalent (oz eq) for Group E</b>	<b>Minimum Serving Size for Group E</b>
Cereal bars, breakfast bars, granola bars <sup>4</sup> (with nuts, dried fruit, and/or chocolate pieces) Cookies <sup>3</sup> (with nuts, raisins, chocolate pieces and/or fruit purees) Doughnuts <sup>4</sup> (cake and yeast raised, frosted or glazed) French toast Sweet rolls <sup>4</sup> (frosted) Toaster pastry <sup>4</sup> (frosted)	1 oz eq = 69 gm or 2.4 oz 3/4 oz eq = 52 gm or 1.8 oz 1/2 oz eq = 35 gm or 1.2 oz 1/4 oz eq = 18 gm or 0.6 oz	1 serving = 63 gm or 2.2 oz 3/4 serving = 47 gm or 1.7 oz 1/2 serving = 31 gm or 1.1 oz 1/4 serving = 16 gm or 0.6 oz

3. Allowed in NSLP (up to 2.0 oz eq grain-based dessert per week in grades K-12) as specified in §210.10 and at snack service in SFSP. Considered a grain-based dessert and cannot count toward the grains component in CACFP or NSLP/SBP infant and preschool meals as specified in §§226.20(a)(4) and 210.10.

4. Allowable in NSLP (up to 2.0 oz eq grain-based dessert per week for grades K-12) as specified in §210.10. May count toward the grains component in SBP (grades K-12) and at snack and breakfast meals in SFSP. Considered a grain-based dessert and cannot count toward the grains component in the CACFP and NSLP/SBP infant and preschool meals as specified in §§226.20(a)(4) and 210.10.

# Grains – Exhibit A

## Exhibit A: Grain Requirements For Child Nutrition Programs<sup>1,2</sup>

Color Key: Footnote 5 = Blue, Footnote 3 or 4 = Red

Food Products per Group	Ounce Equivalent (oz eq)	Minimum Serving Size
<b>Group F</b>	<b>Ounce Equivalent (oz eq) for Group F</b>	<b>Minimum Serving Size for Group F</b>
Cake <sup>3</sup> (plain, unfrosted) Coffee cake <sup>4</sup>	1 oz eq = 82 gm or 2.9 oz 3/4 oz eq = 62 gm or 2.2 oz 1/2 oz eq = 41 gm or 1.5 oz 1/4 oz eq = 21 gm or 0.7 oz	1 serving = 75 gm or 2.7 oz 3/4 serving = 56 gm or 2 oz 1/2 serving = 38 gm or 1.3 oz 1/4 serving = 19 gm or 0.7 oz
<b>Group G</b>	<b>Ounce Equivalent (oz eq) for Group G</b>	<b>Minimum Serving Size for Group G</b>
Brownies <sup>3</sup> (plain) Cake <sup>3</sup> (all varieties, frosted)	1 oz eq = 125 gm or 4.4 oz 3/4 oz eq = 94 gm or 3.3 oz 1/2 oz eq = 63 gm or 2.2 oz 1/4 oz eq = 32 gm or 1.1 oz	1 serving = 115 gm or 4 oz 3/4 serving = 86 gm or 3 oz 1/2 serving = 58 gm or 2 oz 1/4 serving = 29 gm or 1 oz
<b>Group H</b>	<b>Ounce Equivalent (oz eq) for Group H</b>	<b>Minimum Serving Size for Group H</b>
Cereal Grains (barley, quinoa, etc.) Breakfast cereals (cooked) <sup>6,7</sup> Bulgur or cracked wheat Macaroni (all shapes) Noodles (all varieties) Pasta (all shapes) Ravioli (noodle only) Rice	1 oz eq = 1/2 cup cooked Or 1 ounce (28 gm) dry	1 serving = 1/2 cup cooked Or 25 gm dry
<b>Group I</b>	<b>Ounce Equivalent (oz eq) for Group I</b>	<b>Minimum Serving Size for Group I</b>
Ready to eat breakfast cereal (cold, dry) <sup>6,7</sup>	1 oz eq = 1 cup or 1 ounce for flakes and rounds 1 oz eq = 1.25 cups or 1 ounce for puffed cereal 1 oz eq = 1/4 cup or 1 ounce for granola	1 serving = 3/4 cup or 1 oz, whichever is less

3. Allowed in NSLP (up to 2.0 oz eq grain-based dessert per week in grades K-12) as specified in §210.10 and at snack service in SFSP. Considered a grain-based dessert and cannot count toward the grains component in CACFP or NSLP/SBP infant and preschool meals as specified in §§226.20(a)(4) and 210.10.

4. Allowable in NSLP (up to 2.0 oz eq grain-based dessert per week for grades K-12) as specified in §210.10. May count toward the grains component in SBP (grades K-12) and at snack and breakfast meals in SFSP. Considered a grain-based dessert and cannot count toward the grains component in the CACFP and NSLP/SBP infant and preschool meals as specified in §§226.20(a)(4) and 210.10.

6. Refer to program regulations for the appropriate serving size for supplements served to children aged 1 through 5 in the NSLP; breakfast served in the SBP, and meals served to children ages 1 through 5 and adult participants in the CACFP. Breakfast cereals are traditionally served as a breakfast menu item but may be served in meals other than breakfast.

7. In the NSLP and SBP, cereals that list a whole grain as the first ingredient must be fortified, or if the cereal is 100 percent whole grain, fortification is not required. For all Child Nutrition Programs, cereals must be whole-grain, enriched, or fortified; cereals served in CACFP and NSLP/SBP infant and preschool meals must contain no more than 6 grams of sugar per dry ounce.

# Meal Components

## Vegetable Subgroups

DARK GREEN	RED/ORANGE	LEGUMES
<ul style="list-style-type: none"> <li>• Arugula</li> <li>• Beet greens</li> <li>• Bok choy</li> <li>• Broccoli</li> <li>• Broccoli rabe (rapini)</li> <li>• Broccolini</li> <li>• Butterhead lettuce (Boston, Bibb)</li> <li>• Chicory</li> <li>• Cilantro</li> <li>• Collard greens</li> <li>• Endive</li> <li>• Escarole</li> <li>• Fiddle heads</li> <li>• Grape leaves</li> <li>• Kale</li> <li>• Mesclun</li> <li>• Mustard greens</li> <li>• Parsley</li> <li>• Spinach</li> <li>• Swiss chard</li> <li>• Red leaf lettuce</li> <li>• Romaine lettuce</li> <li>• Turnip greens</li> <li>• Watercress</li> </ul>	<ul style="list-style-type: none"> <li>• Bell peppers (red, orange)</li> <li>• Carrots, orange</li> <li>• Cherry peppers</li> <li>• Orange peppers</li> <li>• Pimientos</li> <li>• Pumpkin</li> <li>• Red chili peppers</li> <li>• Red peppers</li> <li>• Salsa (100% vegetables)</li> <li>• Spaghetti squash</li> <li>• Sweet potatoes/yams</li> <li>• Tomatoes</li> <li>• Tomato juice</li> <li>• Winter squash (acorn, butternut, Hubbard)</li> </ul>	<ul style="list-style-type: none"> <li>• Black beans</li> <li>• Black-eyed peas (mature, dry)</li> <li>• Cowpeas</li> <li>• Edamame</li> <li>• Fava beans</li> <li>• Garbanzo beans (chickpeas)</li> <li>• Great Northern beans</li> <li>• Kidney beans</li> <li>• Lentils</li> <li>• Lima beans (mature, dry)</li> <li>• Mung beans</li> <li>• Navy beans</li> <li>• Pink Beans</li> <li>• Pinto beans</li> <li>• Red beans</li> <li>• Refried beans</li> <li>• Soy beans (mature, dry)</li> <li>• Split peas</li> <li>• White beans</li> </ul>
STARCHY	OTHER	
<ul style="list-style-type: none"> <li>• Black-eyed peas, fresh (not dry)</li> <li>• Corn</li> <li>• Cassava (yuca)</li> <li>• Cowpeas, fresh (not dry)</li> <li>• Field peas, fresh (not dry)</li> <li>• Green bananas</li> <li>• Green peas</li> <li>• Hominy, whole (canned, drained)</li> <li>• Jicama</li> <li>• Lima beans, green (not dry)</li> <li>• Parsnips</li> <li>• Pigeon peas, fresh (not dry)</li> <li>• Plantains</li> <li>• Potatoes</li> <li>• Poi</li> <li>• Taro (malanga)</li> <li>• Water chestnuts</li> <li>• Yautia (tannier)</li> </ul>	<ul style="list-style-type: none"> <li>• Artichokes</li> <li>• Asparagus</li> <li>• Avocado</li> <li>• Bamboo shoots</li> <li>• Bean sprouts, cooked only (for food safety)</li> <li>• Beans, green/yellow</li> <li>• Beets</li> <li>• Breadfruit</li> <li>• Brussel sprouts</li> <li>• Cabbage (green, red, napa)</li> <li>• Cactus (nopales)</li> <li>• Cauliflower</li> <li>• Carrots, rainbow</li> <li>• Celery</li> <li>• Chayote (mirliton)</li> <li>• Chives</li> <li>• Cucumbers</li> <li>• Daikon</li> <li>• Eggplant</li> <li>• Garlic</li> <li>• Iceberg lettuce</li> <li>• Mixed greens lettuce</li> <li>• Mixed vegetables</li> <li>• Mushrooms</li> <li>• Okra</li> <li>• Olives</li> <li>• Onion</li> <li>• Pepperoncini</li> <li>• Peppers (green, sweet bell, green chilies, jalapeno, purple, yellow)</li> <li>• Pickles</li> <li>• Radishes</li> <li>• Sauerkraut</li> <li>• Snap/Snow peas</li> <li>• Spaghetti squash</li> <li>• Tomatillos</li> <li>• Zucchini</li> </ul>	

# Meal Components

## Vegetable Subgroups – Dark Green

### USDA Food Buying Guide

DARK GREEN VEGETABLE SUBGROUP	PURCHASE UNIT	SERVINGS PER PURCHASE UNIT		
		1/4 CUP	1/2 CUP	1 CUP
Broccoli, Fresh, Florets, Cooked	Pound	11.5	5.75	2.9
Broccoli, Fresh, Florets, Trimmed, RTU	Pound	28.8	14.4	7.2
Broccoli, Fresh, Spears, Trimmed, RTU	Pound	17	8.5	4.25
Broccoli, Fresh, Spears, Trimmed, Cooked, Drained	Pound	13	6.5	3.25
Broccoli, Frozen, Chopped, Cooked, Drained	Pound	9.6	4.8	2.4
Collard Greens, Canned, Cooked, Drained	#10 Can	27.2	13.6	6.8
Kale, Fresh, Trimmed, With Stem, RTU	Pound	35.7	17.85	8.9
Lettuce, Dark Green Leafy, Untrimmed *	Pound	21.7	10.8	5.4
Lettuce, Romaine, Untrimmed *	Pound	31.3	15.6	7.8
Salad Mix, Romaine/Spinach, w/color, RTU *	Pound	36	18	Approx 9
Salad Mix, Romaine/Spinach, w/out color, RTU *	Pound	28	14	Approx 7
Spinach, Fresh, Leaves, RTU*	Pound	25.6	12.8	6.4
Spinach, Canned, Heated, Drained	#10 Can	25.2	12.6	3.2
Spinach, Frozen, Chopped, Cooked, Drained	Pound	5.6	2.8	1.4

\*1 cup of fresh green leafy vegetables credits as ½cup in NSLP/SBP. EX: 1 cup fresh Romaine credits as ½ cup vegetable.



# Meal Components

## Vegetable Subgroups – Red/Orange

### USDA Food Buying Guide

RED/ORANGE VEGETABLE SUBGROUP	PURCHASE UNIT	SERVINGS PER PURCHASE UNIT	
		1/4 CUP	1/2 CUP
Carrots, Fresh, Shredded, RTU	Pound	19.9	9.9
Carrots, Fresh, Sticks, RTU	Pound	15.4	7.7
Carrots, Baby, RTU	Pound	12.9	6.4
Carrots, Canned, Sliced, Cooked, Drained	#10 Can	37.2	18.6
Carrots, Frozen, Sliced, Cooked, Drained	Pound	11.16	5.58
Peppers, Bell, Fresh, Orange or Red, Medium or Large, Whole, Chopped or Diced	Pound	9.7	4.85
Peppers, Bell, Fresh, Orange or Red, Medium or Large, Whole, Strips	Pound	14.7	7.3
Peppers, Bell, Frozen, Orange or Red, Diced, Cooked, Drained	Pound	7.3	3.65
Pumpkin, Canned, Heated	#10 Can	51.5	25.7
Salsa, Canned, all vegetable ingredients plus a minor amount of spices	#10 Can	49.3	24.6
Squash, Acorn, Mashed, Cooked, Drained	Pound	4.7	2.3
Squash, Butternut, Cubed, Cooked, Drained	Pound	7.5	3.7
Squash, Hubbard, Cubed, Cooked, Drained	Pound	4.4	2.2
Sweet Potato, Fresh, Whole, Baked	Pound	6.6	3.3
Sweet Potatoes, Canned, Cut, Light Syrup, Heated, Drained	#10 Can	33.8	16.9
Sweet Potatoes, Canned, Mashed, Heated	#10 Can	49.1	24.5
Sweet Potato, Fries, Puff	Pound	10	5
Sweet Potato, Fries, Straight Cut	Pound	11.5	5.75
Tomato Products Canned, Tomato Paste	#10 Can	192	96
Tomato Products, Canned, Spaghetti Sauce, Meatless	#10 Can	47.9	23.95
Tomatoes, Fresh, Cherry, Whole	Pound	12.1	6.05
Tomatoes, Fresh, Small or Medium, Whole, Sliced	Pound	8.5	4.3
Tomatoes, Fresh, Diced, RTU	Pound	8.74	4.37
Tomatoes, Canned, Crushed, Heated, Vegetable & Juice	#10 Can	46.6	23.3
Tomatoes, Canned, Diced, Heated, Vegetable & Juice	#10 Can	49.2	24.6
Tomatoes, Canned, Whole or Stewed, Heated, Vegetable & Juice	#10 Can	45.5	22.7

# Meal Components

## Vegetable Subgroups

### Beans/Peas/Legumes

#### USDA Food Buying Guide

BEANS/PEAS/LEGUMES VEGETABLE SUBGROUP	PURCHASE UNIT	SERVINGS PER PURCHASE UNIT	
		1/4 CUP	1/2 CUP
Beans, Baked in Sauce, Vegetarian, Heated	#10 Can	47.1	23.5
Beans, Baked, Sauce & Pork, Canned, Heated	#10 Can	48.9	24.4
Beans, Black, Dry, Canned, Heated, Drained	#10 Can	37	18.5
Beans, Black, Dry, Whole, Cooked	Pound	18.3	9.1
Beans, Black-eyed Peas, Canned, Heated, Drained	#10 Can	37.7	18.8
Beans, Black-eyed Peas, Canned, Unheated	#10 Can	46	23
Beans, Garbanzo or Chickpea, Dry, Canned, Heated, Drained	#10 Can	45.5	22.75
Beans, Kidney, Dry, Canned, Heated, Drained	#10 Can	38.9	19.45
Beans, Lima, Dry, Baby, Cooked	Pound	23.4	11.7
Beans, Pinto, Canned, Heated, Drained	#10 Can	37.2	18.6
Beans, Pinto, Dry, Cooked	Pound	21	10.5
Beans, Refried, Canned, Heated	#10 Can	49.6	24.8
Beans, Refried, Dehydrated, Cooked	Pound	20.5	10.2
Beans, Soy (Edamame), Fresh, Shelled, Cooked, Drained	Pound	10.7	5.35
Beans, Soy (Edamame), Canned, Shelled, Heated, Drained	Pound	7.3	3.65

# Meal Components

## Vegetable Subgroups - Starchy

### USDA Food Buying Guide

STARCHY VEGETABLE SUBGROUP	PURCHASE UNIT	SERVINGS PER PURCHASE UNIT	
		1/4 CUP	1/2 CUP
Corn, Canned, Whole Kernel, Heated, Drained	#10 Can	39.6	19.8
Corn, Frozen, Whole Kernel, Cooked	Pound	11	5.5
Corn, Frozen, On the Cob, Cooked (3 inch Ear) 1 cobbette = ¼ cup Vegetable	Pound	4.2	2.1
Corn, Frozen, On the Cob, Cooked, (5¼ inch Ear) 1 medium cob = ½ cup Vegetable	Pound	4.88	2.44
Jicama, Fresh, Peeled, Strips	Pound	11.9	5.9
Peas, Black-eyed, Fresh, Shelled, Cooked, Drained	Pound	10.3	5.15
Peas, Green, Canned, Heated, Drained	#10 Can	36.7	18.3
Peas, Green, Frozen, Cooked, Drained	Pound	9.5	4.7
Potatoes, Frozen, Hash browns, Diced, Cooked	Pound	7.7	3.8
Potatoes, Frozen, Rounds, Baked	Pound	12.2	6.1
Potatoes, Russet, 100 Count, Whole, Baked w/ Skin	Pound	6.7	3.3
Potatoes, Diced, Canned, Drained, Unheated	#10 Can	39.9	19.9
Potatoes, Small Whole, Canned, Heated, Drained	#10 Can	43.7	21.8
Potatoes, Wedges, Frozen, Cooked	Pound	11.9	5.9
Potatoes, Diced, Frozen, Precooked, Cooked	Pound	8.9	4.4
Potatoes, Dehydrated, Granules, Reconstituted, Heated	Pound	50.5	25.2
Potatoes, French Fries, Frozen, Crinkle Cut, Cooked	Pound	12.6	6.3
Potatoes, French Fries, Frozen, Curly, Cooked	Pound	16.2	8.1
Potatoes, French Fries, Frozen, Straight-Cut, Cooked	Pound	14	7

# Meal Components

## Vegetable Subgroups - Other

### USDA Food Buying Guide

OTHER VEGETABLE SUBGROUP	PURCHASE UNIT	SERVING PER PURCHASE UNIT	
		1/4 CUP	1/2 CUP
Beans, Green, Canned, Cut, Heated, Drained	#10 can	45.3	22.6
Beans, Green, Frozen, Cut, Cooked, Drained	Pound	11.6	5.8
Cabbage, Fresh, Green, Untrimmed, Raw, Chopped	Pound	17.7	8.8
Cabbage, Green, Shredded, RTU	Pound	27	13.5
Cabbage, Red, Shredded, RTU	Pound	22.8	11.4
California Blend, Frozen, Cooked, Drained (Broccoli, Carrots and Cauliflower)	Pound	10.6	5.3
Cauliflower, Fresh, Florets, RTU, Cooked, Drained	Pound	14.1	7.05
Celery, Fresh, Trimmed, Raw Vegetable Sticks	Pound	12.2	6.1
Celery, Fresh, Sticks, RTU	Pound	14	7
Cucumbers, Fresh, Whole, Unpeeled, Sliced	Pound	12.4	6.2
Cucumbers, Fresh, Whole, Unpeeled, Sticks	Pound	11.8	5.9
Lettuce, Fresh, Iceberg, Head, Untrimmed, Raw	Pound	13.9	6.95
Lettuce, Mixed Greens (Iceberg and Romaine w/Shredded Carrots & Red Cabbage)	Pound	25.7	12.8
Lettuce, Salad Mix (Iceberg, some Romaine, w/Shredded Carrot & Red Cabbage)	Pound	26.4	13.2
Mushrooms, Fresh, Whole, Raw, Sliced	Pound	18.7	9.3
Mushrooms, Fresh, Slices, RTU	Pound	18.5	9.2
Mushrooms, Canned, Drained	#10 Can	49.4	24.7
Okra, Fresh, Whole, Cooked, Drained, Sliced	Pound	9	4.5
Okra, Frozen, Cut, Cooked, Drained	Pound	9.1	4.5
Onions, Fresh, Whole, Raw, Chopped	Pound	9.3	4.6
Onions, Frozen, Chopped, Cooked	Pound	5.9	2.9
Peppers, Bell, Green or Yellow, Fresh, Diced	Pound	9.7	4.8
Squash, Summer, Fresh, Yellow, Cubed, Cooked, Drained	Pound	7.3	3.6
Squash, Summer, Fresh, Yellow, Sliced, Cooked, Drained	Pound	8.4	4.2
Squash, Summer, Frozen, Yellow, Sliced, Cooked, Drained	Pound	7.9	3.9
Squash, Summer, Fresh, Zucchini, Cubed, Cooked, Drained	Pound	7.6	3.8
Squash, Summer, Fresh, Zucchini, Sliced, Cooked, Drained	Pound	10.2	5.1
Squash, Summer, Frozen, Zucchini, Sliced, Drained	Pound	7	3.5

# Meal Components

## Fruit

### USDA Food Buying Guide

FRUIT	PURCHASE UNIT	SERVINGS PER PURCHASE UNIT	
		1/4 CUP	1/2 CUP
Apples, Fresh, Small, Unpeeled, 125-138 Count/Case (¼ apple = ¼ cup Fruit)	Pound	14.8	7.4
Apples, Fresh, Unpeeled, Cored, Sliced	Pound	14.6	7.3
Apples, Canned, Sliced, Drained	#10 Can	47.5	23.7
Applesauce, Canned	#10 Can	47.6	23.8
Apricots, Canned, Diced, Fruit & Juice	#10 Can	48	24
Apricots, Canned, Halves, Unpeeled, Drained	#10 Can	29.3	14.7
Apricots, Canned, Slices, Peeled, Fruit & Juice	#10 Can	45.7	22.9
Bananas, Fresh, Regular, 100-120 Count, Sliced	Pound	7	3.5
Bananas, Fresh, Regular, Unpeeled, 100-120 Count	Pound	5.3	2.6
Blackberries, Fresh, Whole	Pound	11.9	5.9
Blueberries, Fresh, Whole	Pound	11.9	5.9
Blueberries, Frozen, Unsweetened, Whole, Cooked with Added Sugar	Pound	7.8	3.9
Blueberries, Frozen, Unsweetened, Whole, Thawed	Pound	11.9	5.9
Cantaloupe, Whole, 15 Count, Cubed	Pound	6.7	3.3
Cantaloupe, Whole, 18 Count, Cubed	Pound	5.7	2.8
Cherries, Red Tart, Canned, Drained	#10 Can	36.2	18.1
Clementines, Fresh, Whole, Peeled	Pound	12	6
Cranberry Relish or Sauce, Canned	#10 Can	48	24
Fruit, Mixed, Canned, Fruit Cocktail, Fruit & Liquid	#10 Can	46.9	23.5
Grapefruit, Fresh, Whole, Peeled	Pound	6.4	3.2
Grapes, Fresh, Seedless, Whole, w/o Stem	Pound	11.6	5.8
Grapes, Fresh, Seedless, Whole, w/Stem	Pound	10.5	5.2
Honeydew Melon, Fresh, Whole, Cubed	Pound	4.9	2.4
Kiwi, Fresh, Whole, Unpeeled Halves, 33-39 Count	Pound	10.8	5.4
Lemons, Fresh, Whole	Pound	3.1	1.55
Limes, Fresh, Whole	Pound	3.5	1.75
Mangoes, Frozen, Unsweetened, Diced	Pound	7.5	3.8



# Meal Components

# Fruit

## USDA Food Buying Guide

FRUIT	PURCHASE UNIT	SERVINGS PER PURCHASE UNIT	
		1/4 CUP	1/2 CUP
Orange, Fresh, 125 Count, Unpeeled	Pound	5.8	2.9
Oranges, Mandarin, Canned, Drained	#10 Can	30.2	15.1
Peach, Fresh, Small, Whole	Pound	8.2	4.1
Peach, Fresh, Medium, Whole	Pound	7	3.5
Peaches, Canned, Diced, Drained	#10 Can	35.4	17.7
Peaches, Canned, Diced, Fruit & Juice	#10 Can	48.6	24.3
Peaches, Canned, Sliced, Drained	#10 Can	36.1	18
Peaches, Canned, Sliced, Fruit & Juice	#10 Can	50	25
Peaches, Frozen, Sliced, Sweetened or Unsweetened, Thawed, Fruit & Juice	Pound	7.34	3.6
Pears, Fresh, All Sizes, Whole,	Pound	7.9	3.9
Pears, Canned, Diced, Drained	#10 Can	38	19
Pears, Canned, Diced, Fruit & Liquid	#10 Can	47.6	23.8
Pears, Canned, Halves, Drained	#10 Can	31	15.5
Pears, Canned, Halves, Fruit & Liquid	#10 Can	52	26
Pears, Canned, Sliced, Drained	#10 Can	29.5	14.7
Pears, Canned, Sliced, Fruit & Liquid	#10 Can	49.7	24.8
Pineapple, Canned, Chunks, Drained	#10 Can	31.8	15.9
Pineapple, Canned, Chunks, Fruit & Liquid	#10 Can	49.9	24.9
Pineapple, Canned, Slices, Drained	#10 Can	37.7	18.8
Pineapple, Canned, Slices, Fruit & Juice (approx 60 slices)	#10 Can	47.5	23.7
Pineapple, Canned, Tidbits, Drained	#10 Can	33.4	16.7
Pineapple, Canned, Tidbits, Fruit & Juice	#10 Can	50.1	25
Plums, Fresh, Whole	Pound	9.8	4.9
Raisins, Seedless, (1/4 cup Serving = 1/2 cup Fruit )	Pound	12.6	6.3
Strawberries, Fresh, Whole,	Pound	10.5	5.2
Strawberries, Frozen, Sliced, Unsweetened, Thawed, Fruit & Liquid	Pound	7.2	3.6
Tangerines, Fresh, Whole, Peeled	Pound	7.8	3.9
Watermelon, Fresh, Whole, Diced, w/o Rind	Pound	6.1	3

# Smart Snacks

## Nutrition Standards

### Any food sold in schools must:

- Be a “whole grain-rich” grain products; or
- Have as the first ingredient a fruit, vegetable, dairy products, or a protein food; or
- Be a combination food that contains at least ¼ cup of fruit and/or vegetable

### Foods must also meet several nutrient requirements:

- Calorie limits:
  - Snack Items: ≤ 200 calories
  - Entrée items: ≤ 350 calories
- Sodium limits:
  - Snack Items: ≤ 200 mg\*
  - Entrée Items: ≤ 480 mg
- Fat limits:
  - Total Fat: ≤ 35% of calories
  - Saturated fat: < 10% of calories
  - Trans fat: zero grams
- Sugar limit:
  - ≤ 35% of weight from total sugars in foods

### Accompaniments

- Accompaniments such as cream cheese, salad dressing and butter must be included in the nutrient profile as part of the food item sold.

### Exemptions

- Fresh, canned or frozen fruits with no added ingredients
- Fresh and canned vegetables with no added ingredients
- NSLP/SBP Entrée items when sold on day of service or day after
- Sugar-Free Chewing Gum

### Definitions

- **School Campus:** all areas of the property under the jurisdiction of the school that are accessible to students during the school day
- **School Day:** the period from the midnight before, to 30 minutes after the end of the official school day

### Nutrition Standards for Beverages

#### All schools may sell:

- Plain water (with or without carbonation)
- Unflavored or flavored fat-free or 1% milk and milk alternatives permitted by NSLP/SBP
- 100% fruit or vegetable juice and
- 100% fruit or vegetable juice diluted with water (with or without carbonation), and no added sweeteners.

**Elementary schools** may sell up to 8-ounce portions, while middle schools and high schools may sell up to 12-ounce portions of milk and juice. There is no portion size limit for plain water. **NOTE:** *Caffeinated beverages are only permitted at the High School level.*

#### Beyond this, the standards allow additional “no calorie” and “lower calorie” beverage options for high school students.

*No more than 20-ounce portions of*

- Calorie-free, flavored water (with or without carbonation); and

*No more than 12-ounce portions of*

- Beverages with ≤ 40 calories per 8 fluid ounces, or ≤ 60 calories per 12 fluid ounces.

### Competitive Food and Beverage Sales

#### Fundraisers / Vending Machines

- The sale of food items that meet Smart Snacks requirements are not limited in any way under the standards.
- The standards do not apply during non-school hours, on weekends and at off-campus fundraising events.

#### Exempt Fundraiser Days

- Texas allows up to 6 fundraisers per campus, per year.
- Exempted fundraisers may not be sold in competition with school meals in the food service area, during meal service.

**Alternative standards** must be included in the Local Wellness Policy but must not be less restrictive than the federal standards

# Offer vs Serve Breakfast Tips

Under OVS at Breakfast, schools must offer at least four food items from the three required food components (fruit<sup>+</sup>, grains<sup>++</sup>, and fluid milk).

## Required Components at Breakfast



**Fruit**

1 cup



**Grains**

1 ounce equivalent  
(oz eq)



**Fluid Milk\***

1 cup

### Sample OVS Breakfast Menu

- Variety of Milk: Fat-free or 1% (1 Cup Milk)
- Slice of Whole Grain-Rich Toast (1 oz eq Grain)
- Whole Grain-Rich Cereal (1oz eq Grain)
- Orange Slices (1 Cup Fruit)

## Is it Reimbursable?

For a breakfast to be reimbursable, at least four food items must be offered. Students must select three food items including ½ cup of fruit and/or vegetable for the meal to be reimbursable under OVS.

**Use this simple checklist to determine if breakfasts are reimbursable under OVS:**

- Does the meal offered consist of at least four food items?
- Does the meal offered include the minimum required amounts of fruits, grains, and milk\*?
- Does the meal selected by the student contain at least three food items, including at least ½ cup fruit and/or vegetable?



If the answer to each of these questions is yes, the breakfast meal is reimbursable under OVS.

\*Water does not count as one of the three required food components and cannot be served as a substitute for milk.

+ Vegetables may be offered as a substitute for fruits.

++ A Meat/Meat Alternate may be offered as a substitute for grain.

# Offer vs Serve

## Lunch Tips

Under OVS at Lunch, schools must offer all five food components in at least the minimum required quantities. Students must select at least three of the five required food components, including at least ½ cup of fruit and/or vegetable, to have a reimbursable lunch.

### Required Food Components

Required Food Component	Daily Minimum Requirements for Each Grade Level			
	K-5	6-8	K-8	9-12
Vegetables	¾ cup	¾ cup	¾ cup	1 cup
Fruits	½ cup	½ cup	½ cup	1 cup
Grains	1 oz eq	1 oz eq	1 oz eq	2 oz eq
Meats/Meat Alternates	1 oz eq	1 oz eq	1 oz eq	2 oz eq
Fluid Milk*	1 cup	1 cup	1 cup	1 cup



#### Sample OVS Lunch Tray

- Hamburger on a Whole Grain-Rich Bun (2 oz eq Grain, 2 oz eq Meat/Meat Alternate)
- Corn (1/2 Cup Starchy Vegetable)

### Is it Reimbursable?

Use this simple checklist to determine if student lunches are reimbursable under OVS:

- Does the meal offered to students include the minimum required amounts of vegetables, fruits, grains, meats/meat alternates, and fluid milk?
- Does the meal selected by the student contain at least three components, including at least ½ cup fruit and/or vegetable?

If the answer to each of these questions is yes, then the school lunch is reimbursable under OVS.

\*Water does not count as one of the three required food components and cannot be served as a substitute for milk.



# TEXAS DEPARTMENT OF AGRICULTURE COMMISSIONER SID MILLER

In accordance with federal civil rights law and U.S. Department of Agriculture (USDA) civil rights regulations and policies, this institution is prohibited from discriminating on the basis of race, color, national origin, sex, disability, age, or reprisal or retaliation for prior civil rights activity.

Program information may be made available in languages other than English. Persons with disabilities who require alternative means of communication to obtain program information (e.g., Braille, large print, audiotope, American Sign Language), should contact the responsible state or local agency that administers the program or USDA's TARGET Center at (202) 720-2600 (voice and TTY) or contact USDA through the Federal Relay Service at (800) 877-8339.

To file a program discrimination complaint, a Complainant should complete a Form AD-3027, USDA Program Discrimination Complaint Form which can be obtained online at: <https://www.usda.gov/sites/default/files/documents/USDA-OASCR%20P-Complaint-Form-0508-0002-508-11-28-17Fax2Mail.pdf>, from any USDA office, by calling (866) 632-9992, or by writing a letter addressed to USDA. The letter must contain the complainant's name, address, telephone number, and a written description of the alleged discriminatory action in sufficient detail to inform the Assistant Secretary for Civil Rights (ASCR) about the nature and date of an alleged civil rights violation. The completed AD-3027 form or letter must be submitted to USDA by:

**1.mail:**

U.S. Department of Agriculture  
Office of the Assistant Secretary for Civil Rights  
1400 Independence Avenue, SW  
Washington, D.C. 20250-9410; or

**2.fax:**

(833) 256-1665 or (202) 690-7442; or

**3.email:**

[program.intake@usda.gov](mailto:program.intake@usda.gov)

This institution is an equal opportunity provide